





STUDENT PORTFOLIO


GRADES K-5




Insert student picture/drawing here

Name: _____

Grade: _____ Class: _____





PS 175 BLAST OFF!

TABLE OF CONTENTS

1. Lexile Correlation Chart	2
2. Lexile Tracker.....	3
3. BOY, MOY, EOY Assessments for Math & Reading	4
4. Writing Baseline and End of Unit Artifact Tracking.....	5
5. NYS Examination Scores/Levels.....	6
6. Breakdown of Portfolio Artifacts.....	7
7. Portfolio Defense Guidelines.....	8
8. Presentation Rubric.....	9
9. Sample Questions (Presentation).....	10
10. Portfolio Artifact Requirements.....	11





Class Library Lexile Levels

Aligning Lexile Level (Text Complexity) to Grade Level

Independent Reading: Students select and read books that are no more than 100 points below or 50 points above current Lexile Level

Color Code	Lexile Level	Grade Level*
Aqua BR-99☐	25	K.1-K.5
	50	K.5-1.0
	75	1.2
Black 100-199☐	100	1.2
	125	1.3
	150	1.3
	175	1.4
Yellow 200-299☐	200	1.5
	225	1.6
	250	1.6
	275	1.7
Red 300-399☐	300	1.8
	325	1.9
	350	2.0
	375	2.1
Light Green 400-499☐	400	2.2
	425	2.3
	450	2.5
	475	2.6
Blue 500-599☐	500	2.7
	525	2.9
	550	3
	575	3.2

Color Code	Lexile Level	Grade Level*
Orange 600-699☐	600	3.3
	625	3.5
	650	3.7
	675	3.9
Purple 700-799☐	700	4.1
	725	4.3
	750	4.5
	775	4.7
White 800-899☐	800	5.0
	825	5.2
	850	5.5
	875	5.8
Dark Green 900-999☐	900	6.0
	925	6.4
	950	6.7
	975	7.0
Grey 1000-1300☐	1000	7.4
	1025	7.8
	1050	8.2
	1075	8.6
	1100	9.0
	1150	10.0
	1200	11.0
	1250	12.2
1300	13.5	

*Grade Level: 2.7 (grade 2, 7th month in that grade)☐

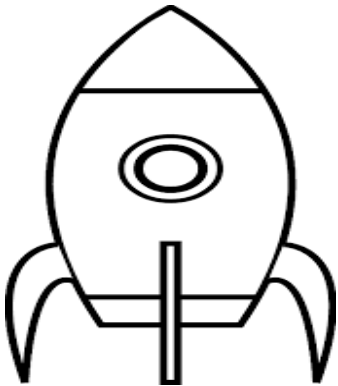
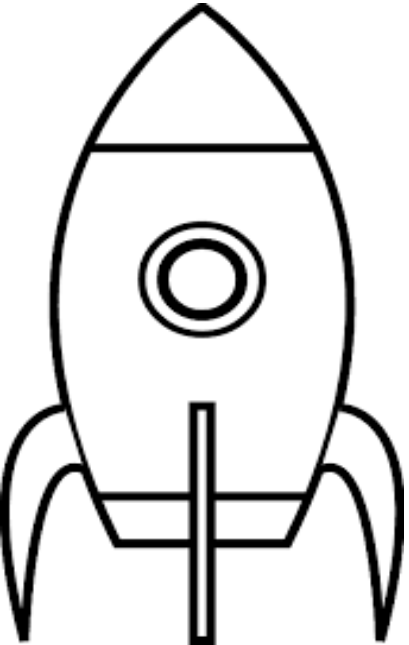
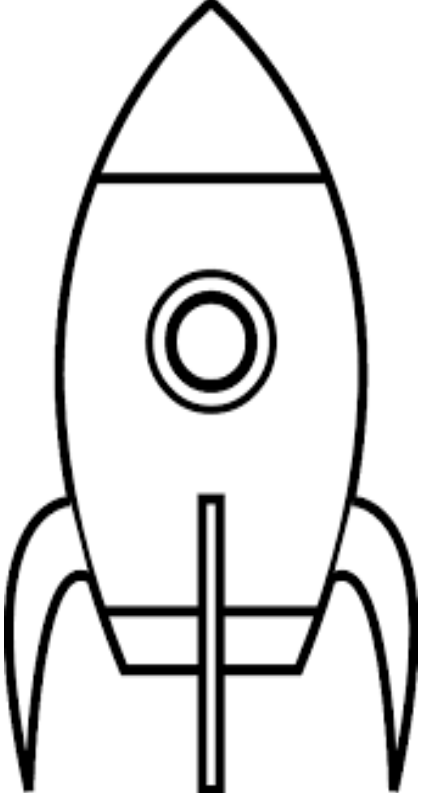
1.2 Develop teacher pedagogy from a coherent set of beliefs about **how students learn** best that is informed by the instructional shifts and Danielson Framework for Teaching, aligned to the curricula, **engaging**, and **meets the needs of all learners** so that all students produce meaningful work products

1.1 Ensure engaging, **rigorous**, and coherent curricula in all subjects, **accessible for a variety of learners** and aligned to Common Core Learning Standards and/or content standards

LEXILE TRACKER

P.S. 175 LET'S SKYROCKET OUR LEXILE LEVELS! TO INFINITY AND BEYOND!

Color the rocket with the color that matches your Lexile Level
and/or indicate Lexile Level and Grade Equivalency

		
<p>Beginning of the Year Assessment</p> <p>Lexile Level:</p> <input data-bbox="219 1480 527 1606" type="text"/> <p>Grade Equivalency:</p> <input data-bbox="219 1711 527 1837" type="text"/>	<p>Middle of the Year Assessment</p> <p>Lexile Level:</p> <input data-bbox="617 1480 925 1606" type="text"/> <p>Grade Equivalency:</p> <input data-bbox="617 1711 925 1837" type="text"/>	<p>End of the Year Assessment</p> <p>Lexile Level:</p> <input data-bbox="1071 1480 1380 1606" type="text"/> <p>Grade Equivalency:</p> <input data-bbox="1063 1711 1372 1837" type="text"/>


BOY, MOY & EOY ASSESSMENTS FOR MATH AND READING –Indicate your level of mastery.

Grade Equivalency

6.0	6.0	6.0	6.0	BLAST OFF!	6.0	6.0	6.0
5.9							
5.8							
5.7							
5.6							
5.5							
5.4							
5.3							
5.2							
5.1							
5.0	5.0	5.0	5.0		5.0	5.0	5.0
4.9							
4.8							
4.7							
4.6							
4.5							
4.4							
4.3							
4.2							
4.1							
4.0	4.0	4.0	4.0		4.0	4.0	4.0
3.9							
3.8							
3.7							
3.6							
3.5							
3.4							
3.3							
3.2							
3.1							
3.0	3.0	3.0	3.0		3.0	3.0	3.0
2.9							
2.8							
2.7							
2.6							
2.5							
2.4							
2.3							
2.2							
2.1							
2.0	2.0	2.0	2.0		2.0	2.0	2.0
1.9							
1.8							
1.7							
1.6							
1.5							
1.4							
1.3							
1.2							
1.1							
1.0	1.0	1.0	1.0		1.0	1.0	1.0
0.9							
0.8							
0.7							
0.6							
0.5							
0.4							
0.3							
0.2							
0.1							
0.0							
	BOY	MOY	EOY		BOY	MOY	EOY
	STARS READING				STARS MATHEMATICS		

New York State Examination Proficiency Level and Score

Write down your NYS Examination Score (1-4) and Proficiency Level from last year.



ELA Proficiency Level

ELA Score (1-4)













MATH Proficiency Level

MATH Score (1-4)

Circle or color the picture that matches your level

ELA Score



Math Score

<p>LEVEL 1 (Proficiency: 1.00-1.99)</p>	<p> BELOW GRADE LEVEL</p>	<p></p>	<p></p>
<p>LEVEL 2 (Proficiency: 2.00-2.99)</p>	<p> APPROACHING GRADE LEVEL</p>	<p></p>	<p></p>
<p>LEVEL 3 (Proficiency: 3.00-3.99)</p>	<p> ON GRADE LEVEL</p>	<p></p>	<p></p>
<p>LEVEL 4 (Proficiency: 4.00-4.50)</p>	<p> ABOVE GRADE LEVEL</p>	<p></p>	<p></p>

PORTFOLIO ARTIFACTS FOR THE CORE SUBJECTS

This is the minimum number of artifacts you must have in your portfolio book.

- ELA (WRITING)..... 4 ARTIFACTS
- MATH (RICH TASK)..... 4 ARTIFACTS
- SOCIAL STUDIES..... 2 ARTIFACTS
- SCIENCE..... 2 ARTIFACTS



Portfolio Defense Guidelines


1. There will be 2 Portfolio Defense Presentation events in the school year. One will be held mid-year and the other at the end of the year.
2. Students will choose one of their favorite artifacts from any content area to present at the Portfolio Defense Presentation.
3. Students will be given 3-5 minutes to present their work and answer questions from the committee.
4. Each committee member will ask one question to the student from the sample questions provided.
5. Each committee member will assign grades for the student's presentation based on the "Presentation Rubric," which is provided so that teacher can prep students before the Presentation.
6. Parents and Guests will be invited.
7. All students will be requested to dress in semi-formal attire.



BE THE STAR THAT YOU ARE!

PORTFOLIO DEFENSE


STUDENT PRESENTATION RUBRIC



Name: _____

Class: _____

Level 4 <input type="checkbox"/>	<ul style="list-style-type: none"> • Student can clearly explain the task and the content • Is able to express multiple areas of strengths and areas in need of improvement • Makes eye contact with the audience and speaks in a loud and clear voice throughout the presentation • Portfolio piece shows that student fully understands the task and it is above grade level quality
Level 3 <input type="checkbox"/>	<ul style="list-style-type: none"> • Student can explain the task and the content in a simple manner • Is clearly able to express at least one strength and one area in need of improvement • Makes eye contact most of the time and speaks with a loud presentable voice • Portfolio piece clearly relates to the task and is on grade level
Level 2 <input type="checkbox"/>	<ul style="list-style-type: none"> • Student can somewhat explain the task and content • Is able to express on area of strength or one area of improvement in their work • Rarely makes eye contact with audience, speak in a clear but not loud voice • Portfolio piece is approaching grade level and connects to the related task
Level 1 <input type="checkbox"/>	<ul style="list-style-type: none"> • Student cannot clearly explain the task or the content • Is not able to express any areas of strengths or areas of improvement in their work • Did not make eye contact, speak in a loud presentable voice • Portfolio piece is incomplete or is below grade level quality



Sample Panel Questions

- What is your task in this artifact? (Please give a full and clear description of what you did)
- What are you most of proud in this Portfolio artifact and why?
- What was your end score and what could you have done to improve your work? Or what are your next steps (if student received a level 4)?
- What did you have to use in order to complete this Portfolio artifact?
- Tell me two things that you learned from completing this Portfolio artifact!
- How will this task help you in a real-life situation?
- Why did you choose this particular artifact as your favorite?



READY FOR LANDING!

PLACE YOUR PORTFOLIO ARTIFACT HERE



Check yourself!

Do you have everything you need?

Each Portfolio artifact must consist of:

1. Artifact Task
2. Common Core Standards
3. Task Specific Rubric
4. Student Score
5. Teacher Feedback